

# HOLIDAY HOMEWORK 2023-24

## CLASS -VI



## ENGLISH



Dear children, we present to you some fun filled and thought provoking Holiday H.W this summer.

1) Make a list of 20 new words that you have come across while reading stories or your lessons in the English text book. Use a dictionary to find their meanings. Draw / Stick a picture wherever possible related to the words in your list. You can use pages that are left in your old notebooks, staple the pages together and make your mini dictionary.

2) Plant 5 saplings of your choice in pots / in your garden. Learn how to take care of saplings from your parents. After a week of the sapling plantation write a paragraph describing your activity and how you are taking care of the plants that you have planted.

3) Read a good English story book of any one author out of the following:

- 1) Ruskin Bond
- 2) Enid Blyton
- 3) Sudha Murthy




Write in your English note book under the heading Holiday H.W, the name of the story. Choose any one character from the story that you have read and liked. Write why you liked the particular character. Also mention if you liked the ending of the story. If not, how would you like the story to end?

Please Note: Do any two activities out of the three given.



## हिंदी

1. पेपर या अन्य किसी सामान से एक चिड़िया का मॉडल तैयार कीजिए और आपके घर के आसपास अगर कोई पेड़ है और उस पर चिड़िया है तो इसकी जांच के लिए दाना पानी रखिए तथा उसकी गतिविधि देखिए और नोट करिए।
2. पाठ 'नादान दोस्त' में गरमी के दिनों की चर्चा है। अगर सरदी या बरसात के दिन होते तो अंडों को बचाने के लिए आप क्या-क्या करते ?
3. वह चिड़िया जो चोंच मार कर... इस कविता की तरह आप भी पेड़, फूल, पौधे, सूर्य, चंद्र, बादल आदि विषयों पर कविता लिखिए।



# MATHEMATICS

1. Make your Math Holiday Homework in your own creative way. We are eager to see your colourful presentation once you come back to school.
2. Click videos and pictures while you are performing all the activities.
3. Use recycled material for the activity. eg. Old Math notebook covers, newspapers etc.
4. Remember Math is not limited to text books. Activity given to you involves reading of daily newspaper. This activity helps you develop a mathematical approach when you read newspapers.

## Activity: Make your own MATH WORD PROBLEM BOARD

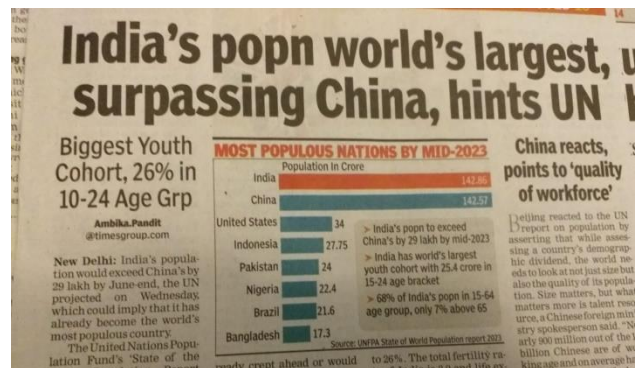
Find a newspaper story which includes large numbers.

Use the newspaper cutting of the story and make your own word problem which includes large numbers (Cr, Lakh etc.) and include operations like addition, subtraction, multiplication, division). Make your presentation in a creative way. (Paste your newspaper cutting on your story board, make a collage.)


Also show your calculations on the board.

Material Required: Newspaper cutting, old file covers or math note book covers, colours, pictures etc. Newspaper cuttings like this ↓

Tonnage	1 Tr	1.5 Tr
Star Rating	5 Star	5 Star
ISEER Rating	5.1	5.1
Segment	Inverter Split AC	Inverter Split AC
Model No.	IR125TSNT	IR185TSNT
MRP (Maximum Retail Price)	₹49,900/-	₹52,900/-
Offer Price	₹36,900/-	₹44,900/-
Cashback (Maximum Limit)**	₹4,000/-	₹4,000/-
Exchange Price*	₹4,500/-	₹4,500/-
Net Price	₹28,400/-	₹36,400/-



**Your board may look like this: This is just a guideline, go ahead and use your own creativity.**



## SCIENCE

1. Choose any four States and select their staple diet. List the nutritional component of each food and the ingredients used in preparation of each food item in your class note book.



2. Draw/paste pictures of two objects each based on the following properties of materials in your class notebook.

- i) Rough and hard surface
- ii) Soluble and insoluble in water
- iii) Float and sink in water
- iv) Lustrous and non-lustrous
- v) Transparent, translucent and opaque

2. Revise all the topics covered in class for PT 1.





## **SOCIAL SCIENCE**

**Do any 2 activity.**

1. Visit at least one historical monument during your Summer Holidays and write about it in 200 words and draw the picture of the same.
2. Compare and contrast your lifestyle vs. your grandparent's lifestyle. Highlight on the changes in the living conditions and technology.
3. Make a tiny clay pot, put few things in it and hide it underground safely. Dig it after few days and become an archaeologist. Note down the changes.

Rest, Play and learn new interesting things. Respect your parents. Enjoy your holidays.



## Art

- 1) Memory Drawing - Children enjoying picnic with friends.
- 2) Draw any picture of animals.
- 3) Write a description about any one color. (minimum 10 Sentences)



## Dance

- 1) Paste the picture of classical Dances and name their States.
- 2) Practice the Asamyuta Mudra.
- 3) Practice the Tatta Adavu.



## Music

- 1) Write the description about Harmonium.
- 2) Write 10 Swar Alankars.
- 3) Learn AWES Song

